



# Entreq Ground Box Manual 2021

*Thank you for choosing a Ground Box from Entreq.*

*To get the most out of your investment we urge you to read through this manual before connection it to your sound system.*

*We hope you will have many wonderful musical experiences with our products.*

**Per-Olof**

Founder of Entreq

## Table of Content

Introduction to Entreq Ground Boxes .....	2
Silver Minimus Infinty and Olympus Ten T has an effective mass of 1 kg .....	2
Olympus Infinity T has an effective mass of 8 kg .....	4
Silver Tellus Infinity has an effective mass of 20 kg .....	4
Olympus TenTen and Tellus II Infinity (Separate cells á 1 kg effective mass) .....	5
Olympus Hero (5x Olympus Infinity T. á 8 kg effective mass) .....	6
Pluton and Poseidon (3 cells á 8 kg effective mass) .....	6

## Introduction to Entreq Ground Boxes

Every home has a range of products that causes interference and pollution to enter the mains. This can severely affect the sound quality in your audio system.

This high-frequency creep currents, that are almost always present in the electric ground plane, are drawn to the earth boxes.

To get the full effect, it is important that you match the box to the size of the device you want to connect.

Place your ground box on the floor or in the rack, but make sure there are a distance of at least 15-20 cm to other units. This because its possible that the magnetic fields can interfere. Once connected your box will start working but it will take few minutes to you hear a difference in sound.

*We have a wide range of Eartha cables with connectors for any kind of outlet on your unit. Please read on our website about Eartha cables. [entreq.com](http://entreq.com)*

## Silver Minimus Infinity and Olympus Ten T has an effective mass of 1 kg

They are intended for products with low power consumption such as switches, routers, streamers that usually works well with DACs and preamps with smaller power supplies. Another use case would be grounding the negative poles of amplifiers and power amps on the speaker outputs, even thou you will get a better result with one of the larger boxes. Beware not to connect more than one box to each channel on the amplifier.

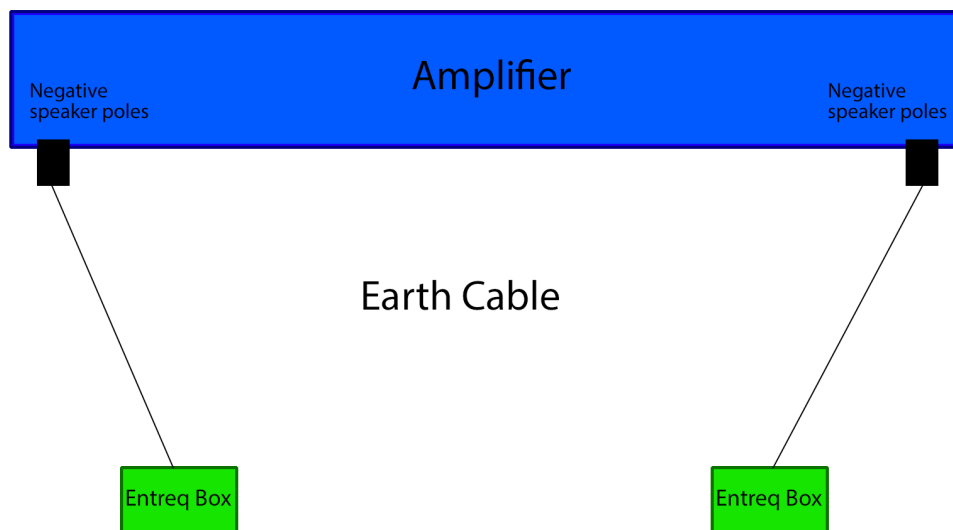
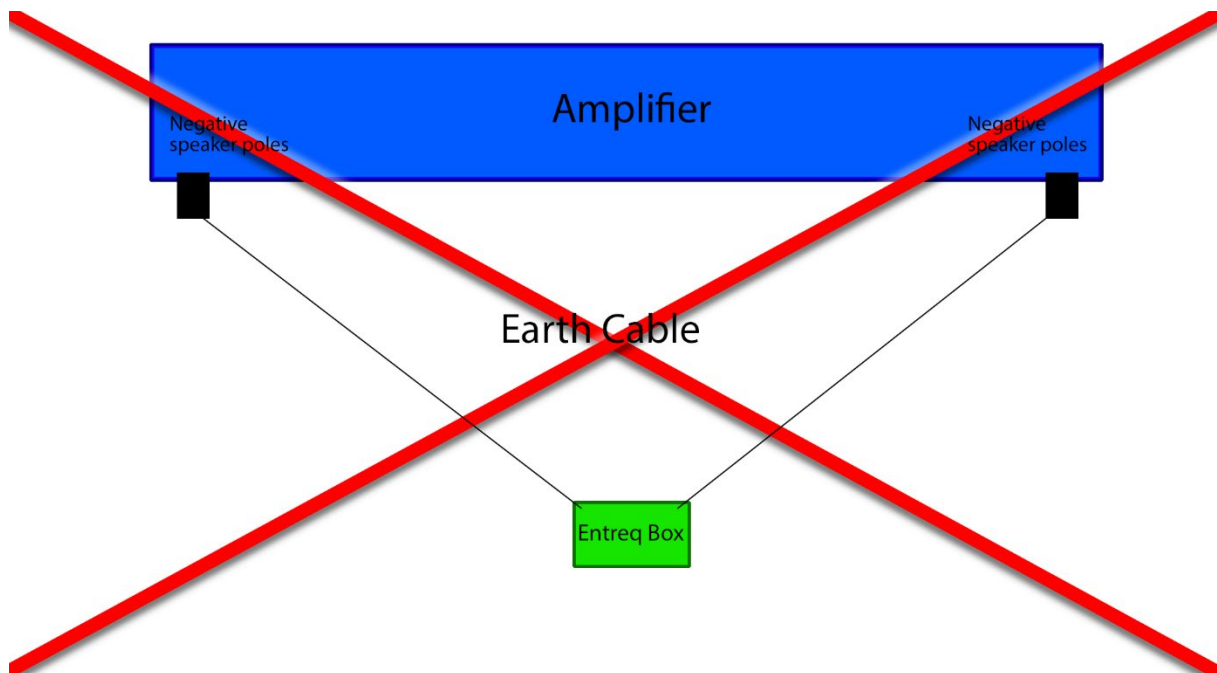
They are also fitted to be connected to EEDS on all Entreq's cables.



*Silver Minimus Infinity*



*Olympus Ten T*

**Right way!****Wrong Way!**

## Olympus Infinity T has an effective mass of 8 kg

You can connect it to all major units, such as preamps, power amps and DACs, with a high-power consumption and power distribution strips. You can also, because of its effective mass, connect it to two units. If you going to use it this way, we recommend you to be careful and listen while adjusting so you won't overload the box. If it overloads you get more noise and a distorted sound.

Olympus Infinity is the best box to ground a negative speaker output with.



*Olympus Infinity T*

## Silver Tellus Infinity has an effective mass of 20 kg

This box consists of one cell with 4 inputs.

Input 4 is to some extent isolated from the other inputs so that you can separate power and other devices.

You can connect, up to, 8 devices to this box. That is your entire audio system.

**But because it's a big cell you cannot, under any circumstances, use this box to connect the negative poles on the speaker outputs.**



*Silver Tellus Infinity*

Also works very well for connecting to mains or wall sockets with an Eartha cable with WS connector.

## Olympus TenTen and Tellus II Infinity (Separate cells á 1 kg effective mass)

Olympus TenTen bundles 10 Olympus Ten T with each input separate from each other. Read that box section for more information.

Tellus II Infinity bundles 2 separate Silver Minimus Infinty at left/right outlet with 1 Olympus Ten in the middle

improve the grounding effect if you have larger units or if the perceived effect is too small you can bridge two cells together. This may be desirable in case of negative speaker pole earthing or if you experience too little preamp or DAC effect.

### Only TenTen

Four bridges are included with the box. Be aware that if you bridge two cells it becomes one cell.

At the bottom there is an IEC input so you can connect a power cable to TenTen which then also works as a Cleanus. Which means it is a completely passive mains filter. High frequency interference and other contaminants are dramatically reduced without any loss of dynamics or dynamic constraints.



*Olympus TenTen*



*Tellus II Infinity*

## Olympus Hero (5x Olympus Infinity T. á 8 kg effective mass)

Information that applies to Olympus Infinity T. also applies to Olympus Hero.

Two bridges are included so that you can bridge 2+2 cells for a higher grounding effect.

At the bottom there is an IEC input for connecting hero to mains which will make it works like a Cleanus. Which means it is a completely passive mains filter. High frequency interference and other contaminants are dramatically reduced without any loss of dynamics or dynamic constraints.





## Pluton and Poseidon (3 cells á 8 kg effective mass)

They are highly suitable for negative speaker pole grounding. Use the outer inputs for left/right channels and the middle input to ground preamp, DAC or other equipment.

Pluton have 3 separate Olympus Infinity Tungsten bundle together and Poseidon have 3 separate Olympus Minimus.

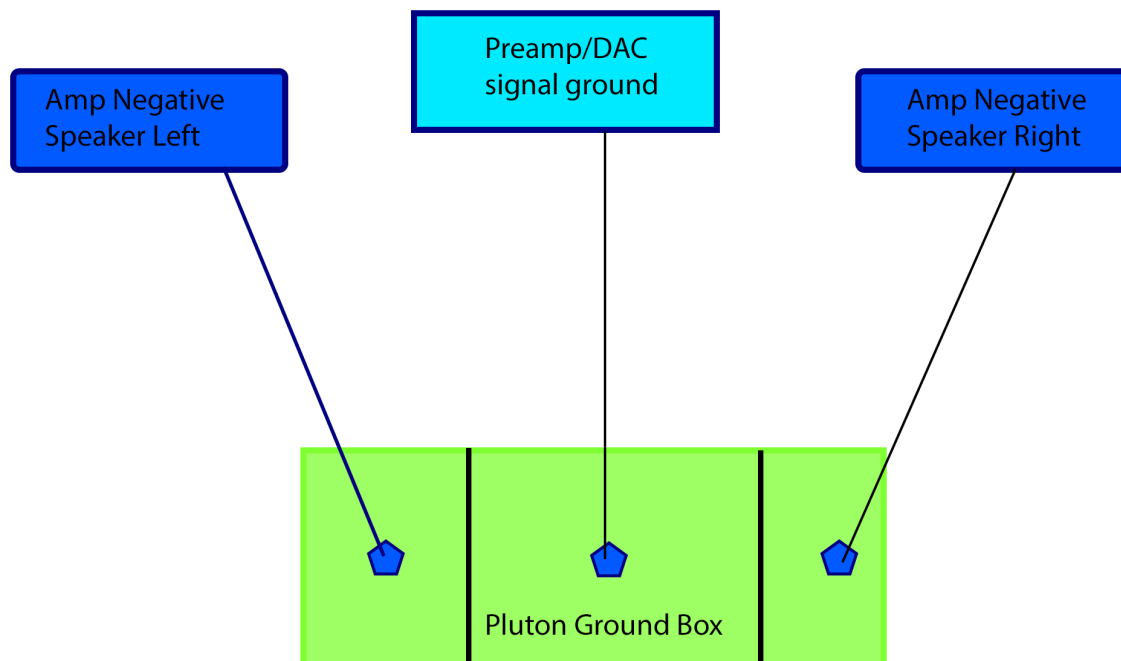


*Pluton*



*Poseidon*





This drawing applies to both Pluton and Posiedon.



Hope you will enjoy your investment.

We see you at [entreq.com](http://entreq.com)!

